



Population, Food Security, Nutrition And Sustainable Development

EGYPT – MINISTRY OF HEALTH & POPULATION
POPULATION & FAMILY PLANNING SECTOR.

Presentation Content

1. 100 Million Wellness Campaign, The Presidential Initiative for detection of Non-Communicable diseases.
 - 1.1 Campaign Overview.
 - 1.2. Achievement of The President's Campaign for Detection of Non-Communicable Diseases.
 - 1.3 The President's Early detection Campaign for malnutrition.
 - 1.4 Nutrition Background in Egypt.
 - 1.5 Achievement of The President Campaign for malnutrition.
 - 1.6 The President Campaign for Supporting Women Health.
2. International Conference on Population And Development.
3. Population Challenges in Egypt.
4. Egypt's Demographic Profile.
5. Family Planning Program in Egypt.
 - 5.1 Main Principles of Family Planning Program in Egypt.
 - 5.2 National Strategic Goals for Family Planning in Egypt.
 - 5.3 The Main Axes of National Family Planning Program in Egypt.
6. Important Indicators for the 3 Transformative Results for 2030 Vision.
 - 6.1 Maternal Mortality.
 - 6.2 Unmet need of Family Planning.
 - 6.3 Gender Based Violence.
 - 6.3.1 FGM.
 - 6.3.2 Early Marriage.

1. 100 Million Wellness Campaign, The Presidential Initiative for detection of Non-Communicable diseases



مبادرة رئيس الجمهورية
للقضاء على فيروس سي
والكشف عن الأمراض غير السارية

١٠٠ مليون
صحة

فرصتك الآن
التحليل والعلاج بالمجان
www.stophcv.eg

١٥٣٣٥

The advertisement features a portrait of President Abdel Fattah el-Sisi on the right. The text is in Arabic, promoting a campaign to detect and treat Non-Communicable Diseases (NCDs), specifically Hepatitis C. It includes the campaign's name, the number 100 million, and contact information for testing and treatment.



1.1. 100 Million Wellness Campaign Overview.

- A National Campaign to **Eliminate Virus C & Detection of Non-Communicable Diseases.**
- Led by the Ministry of Health and Population to provide full support for this initiative for the early detection of Virus C infection & noncommunicable diseases for more than 50 million Egyptian citizens.
- Followed by a Campaign to treat **Malnutrition in Children** (Anemia, Stunting & Obesity) in School Students.
- And a Campaign to **Support Women Health.**



1.2. Achievement of The President's Campaign for Detection of Non-Communicable Diseases.



Total no. of screened citizens = 49,786,170

Screened
for:

Diabetes Mellitus
Hypertension
Overweight and Obesity

١٠ مليون
صحة



1.2. Achievement of The President's Campaign for Detection of Non-Communicable Diseases.



Overall target achievement = 82%

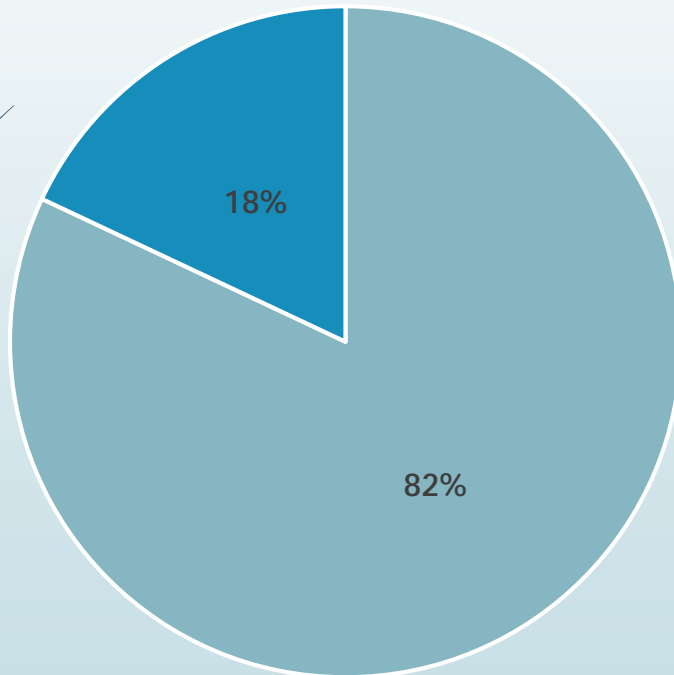
Percentage of Random Blood Glucose Level ≥ 200 mg /dl among screened population = 6 %

Percentage of High Blood Pressure $\geq 140/90$ mmHg among screened population = 22 %

Percentage of obesity BMI ≥ 30 among phase three citizens = 39%

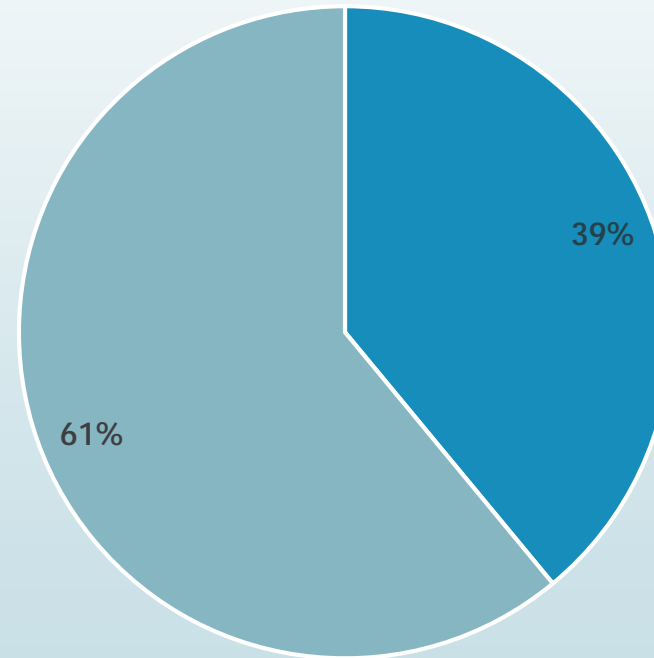
1.2. Achievement of The President's Campaign for Detection of Non-Communicable Diseases.

Target achievement = 82 %



□ Target Achievement

Percentage of obesity BMI ≥ 30 = 39%



■ BMI > 30

١٠٠ مليون
صحة

1.3. The President's Early detection Campaign for malnutrition



١٠٠ مليون
صحة
بصحتنا نبني بكرة



علشان دايها نكون
مع اللي
بنحبهم

فرصتك الان
التحليل و العلاج بالمجان
www.stophcv.eg

١٥٣٣٥



Target group : Children form 6 to 12 Years Old

1.4. Nutrition Background in Egypt

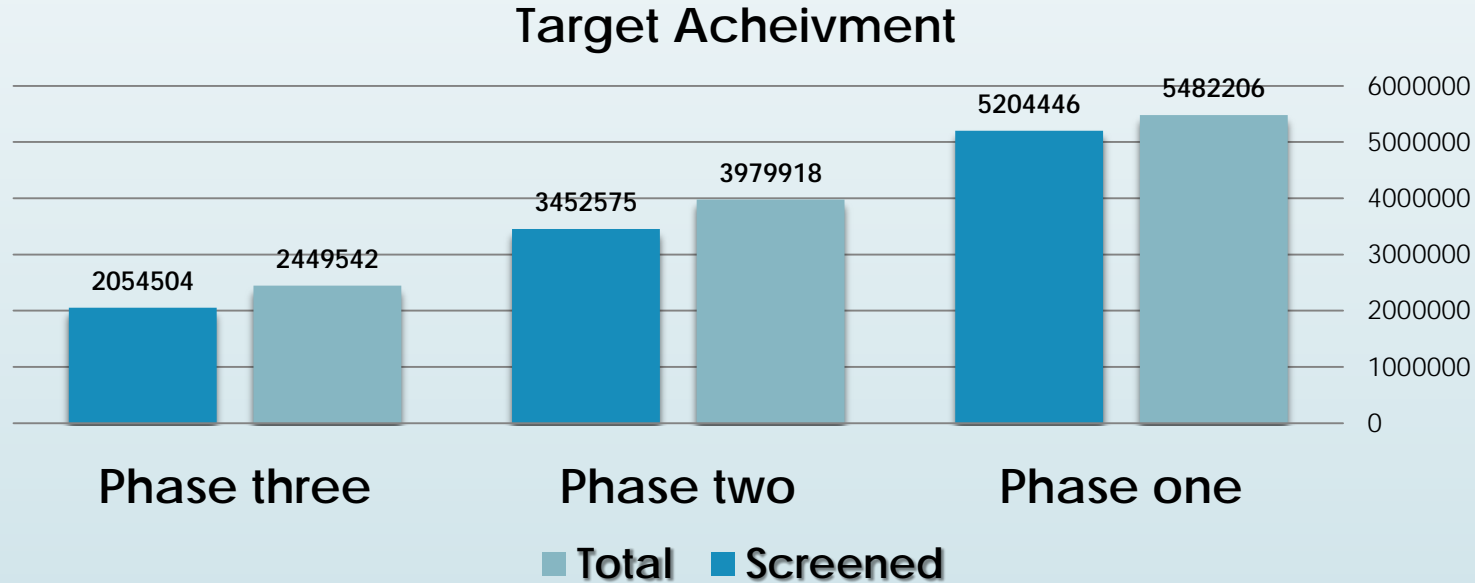
- In Egypt, **15.5%** of Egyptians have raised fasting blood glucose levels.
- **29.5%** have raised blood pressure measurements.
- About two thirds of the population is overweight, half of them are obese.
- In Egypt, **84%** of total deaths caused by the four main non communicable diseases

(Source: Egypt Country profile, WHO 2014 - Egypt Stepwise Survey, 2017)

1.5. Achievement of The President's Campaign for malnutrition



Average Target Achievement among phase = 90 %



Total no of screened Students = 10,711,525



1.5. Achievement of The President Campaign for malnutrition



- Prevalence of **underweight** among school students= 3.8%
 - Total no under weight students= 344,966
- Prevalence of **anemia** among school students = 41.6%
 - Total no of underweight students = 3,827,279
- Prevalence of **stunting** among school students = 3.7%
 - Total no of stunting students = 307,547
- Prevalence of **obesity** among school students = 13%
 - Total no of obesity students =1,131,470



1.6. The President Campaign for Supporting Women Health



- The initiative is an extension of a good package of health services provided to Egyptian women ,includes:
- Full detection of all diseases that may affect women as **malnutrition, health problems related to puberty & pregnancy**, follow-up and complications resulting from repeated pregnancy.



1.6. The President Campaign for Supporting Women Health



The Campaign Includes:

- Screening of **Early Stages of Breast Tumors** in PHC.
- Evaluation & treatment of **Breast Cancers** through oncology centres.
- Early detection & treatment of **Diabetes** and **Hypertension** in hospitals
- Provision of **Reproductive health Services** for women in childbearing age.





2. International Conference on Population And Development (ICPD).

- In 1994, the First Conference on Population and Development was held in Cairo, Egypt with the participation of 179 countries.
- The Program of Action ensures that all people should have an access to comprehensive reproductive health care, including voluntary family planning, safe pregnancy and delivery services, and the prevention and treatment of sexually transmitted diseases.
- The ICPD Program of Action reflected a new consensus on responding to population growth.

3. Population Challenges in Egypt

- An increase in the childbearing rate from **3** children per woman at **(2008)** to reach **3.5** children per woman at **(2014)**.
- Increasing the proportion of households below the poverty line, and decreasing female employment rates.
- Continued levels of population growth at current levels will lead to reduced returns from development efforts and reduce per capita expenditure.
- Continued degree of disparity in population and development indicators between geographical areas.

(Source: Egypt's National Population Strategy 2015-2030)



4. Egypt's Demographic Profile

4.1. Egypt's Demographic Dividend

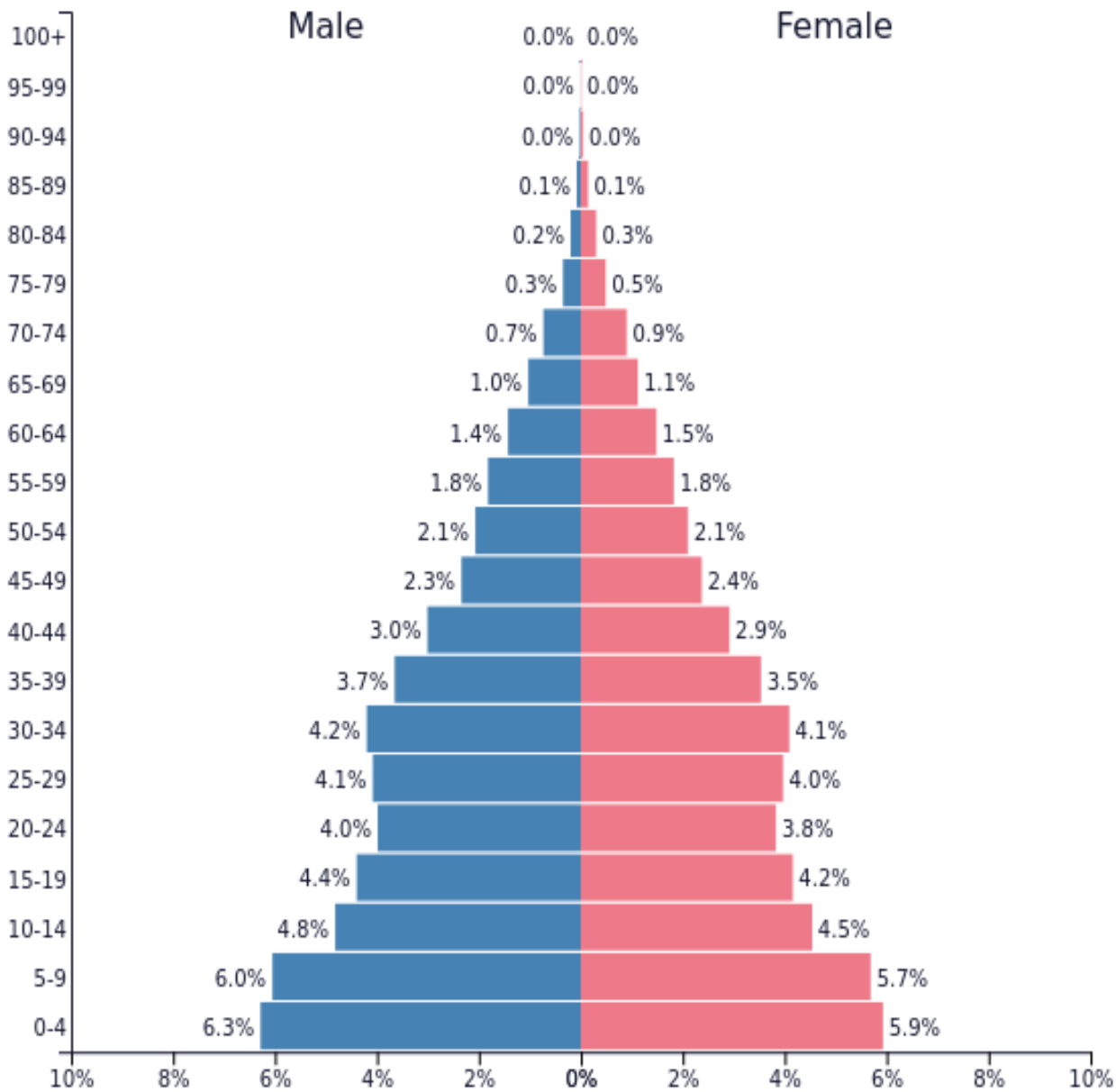
- In Egypt the effect of changes in reproductive levels in recent years appears to have affected the demographic situation and brought about changes in the age structure.
- The proportion of the working-age population will remain the same in 2025 and will increase by 2030 to a slightly lower level than in 2006 and the share of older persons (65 +) will increase during this period, confirming the need for preparing the requirements for this group.
- The age group (0-14 years) increased by about 2.5% at the expense of the active population ratio (15-64).

*(According to UN Population Division Projections)

4.1. Egypt's Demographic Dividend

- The proportion of the working-age population will remain the same in 2025 and will increase by 2030 to a slightly lower level than in 2006 and the share of older persons (65 +) will increase during this period, confirming the need for preparing the requirements for this group.
- Since 1996, there has been a promising trend in the age structure and the decline in dependency rates to 55% in 2006.
- Egypt is taking advantage of the demographic window to increase the age dependency to rise again in 2017 to 61.5%.

*(According to UN Population Division Projections)



Egypt - 2019
Population: **98,771,386**

PopulationPyramid.net

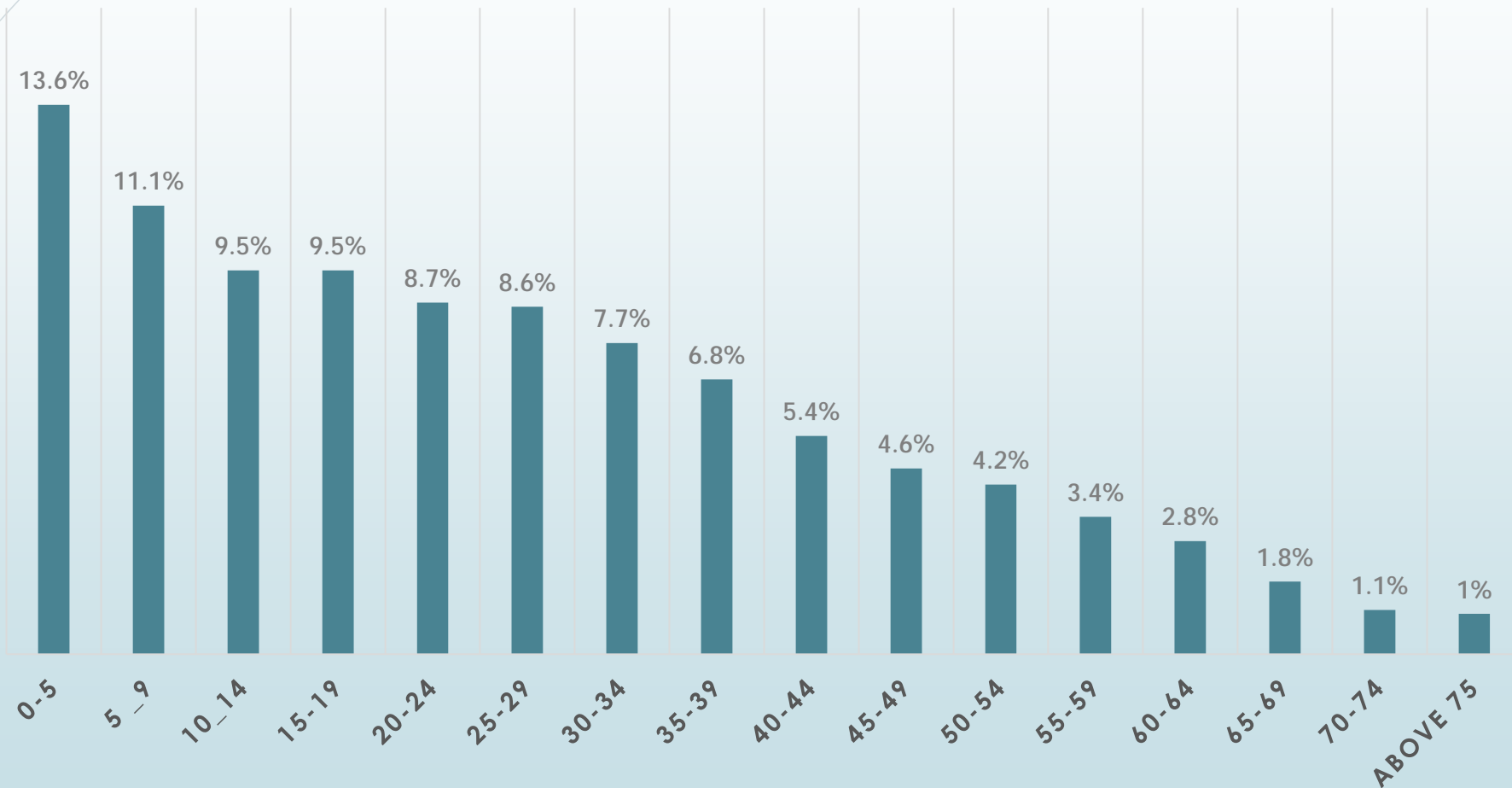
Egypt's Population Pyramid

Source : CAPMAS, 2018

Percentages of Important Age Categories

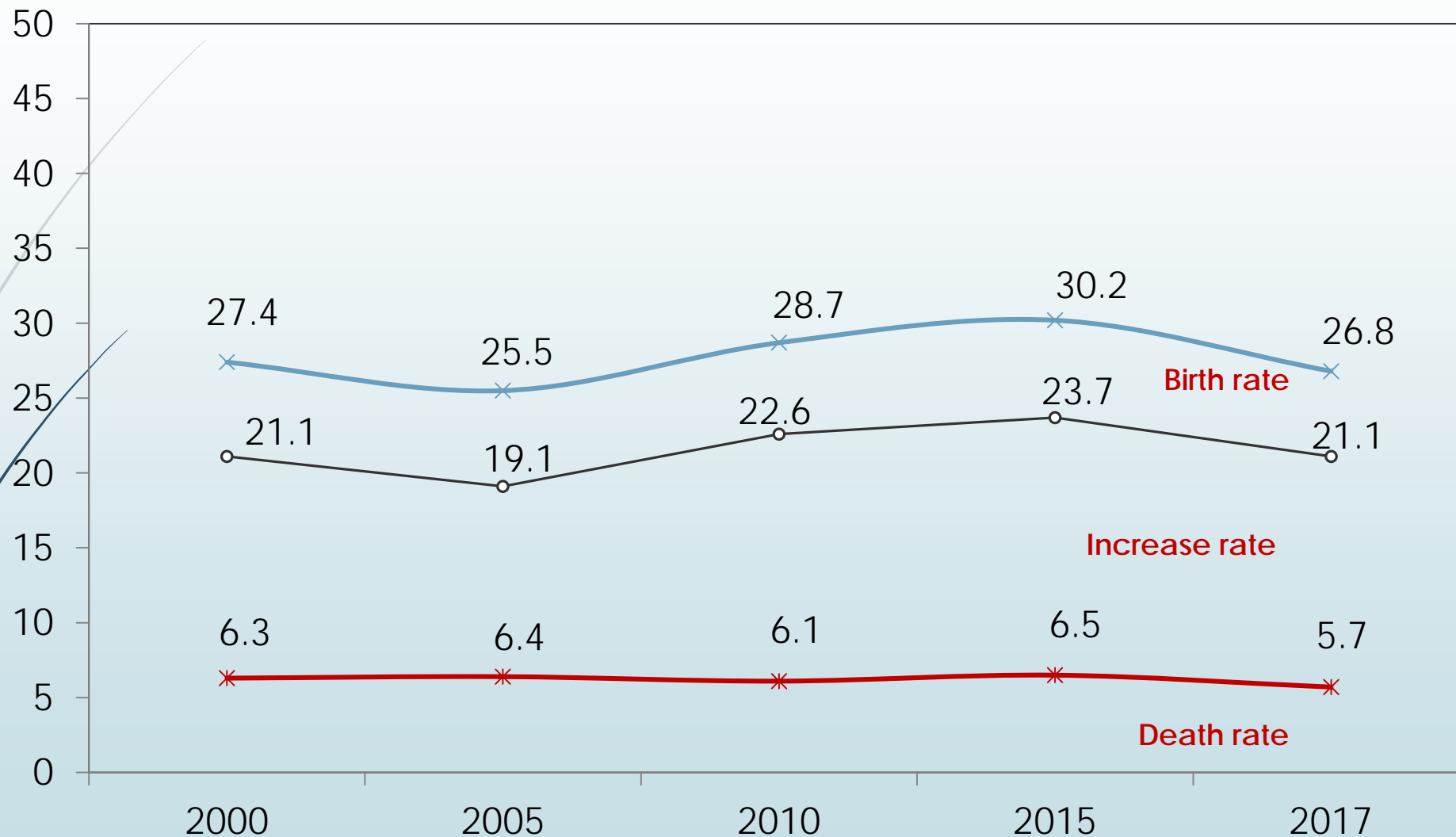
- Age Category (0 – 14) Years ➡ 34.2% of the total Population.
- Age Category (20 – 39) Years ➡ 31.8% of the total Population.
- Age Category (15 – 64) Years ➡ 61.7% of the total Population.

PERCENTAGES OF AGE CATEGORIES



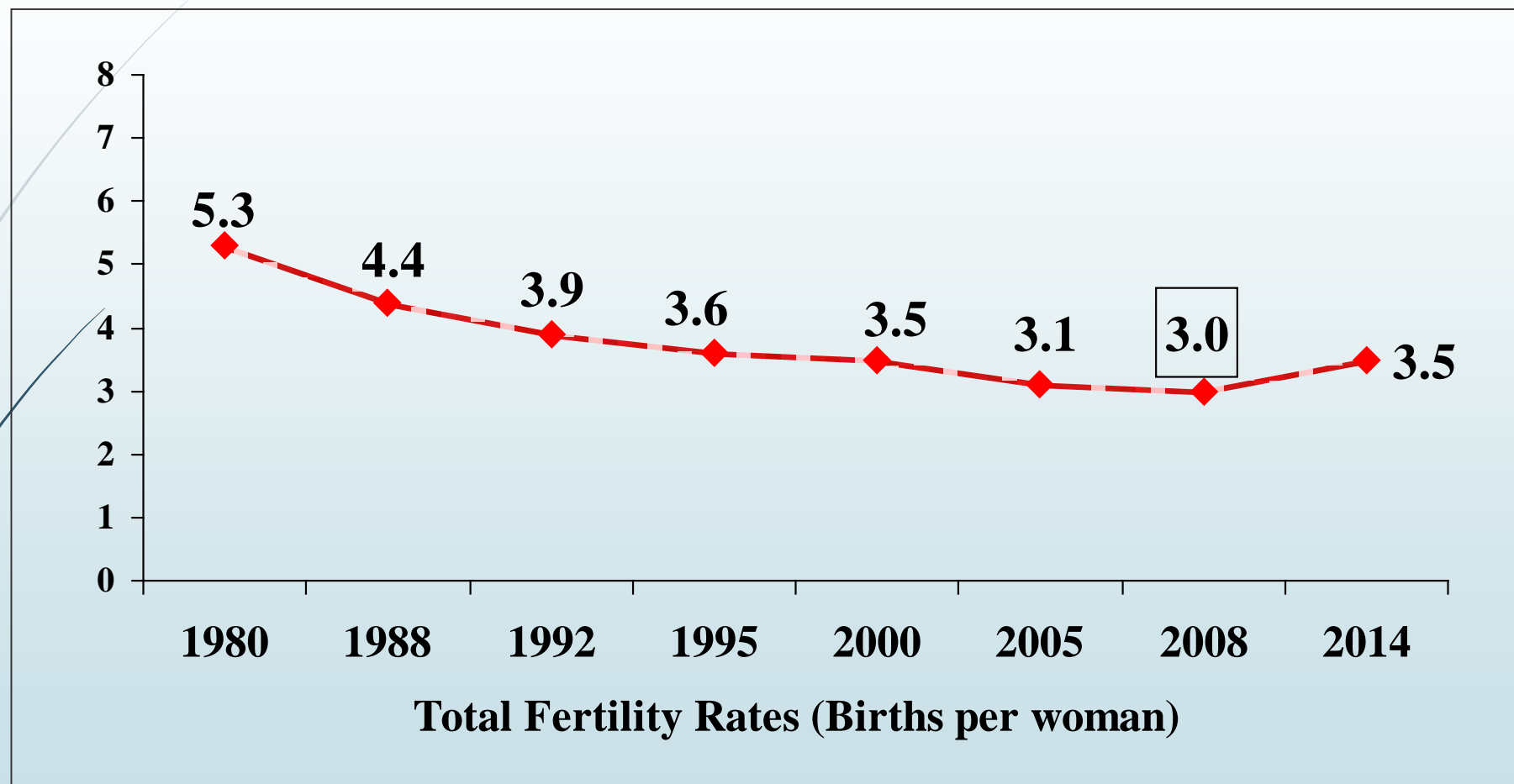
Source : CAPMAS,2018

BIRTHS, DEATHS & NATURAL INCREASE RATES TOTAL EGYPT 2000- 2017



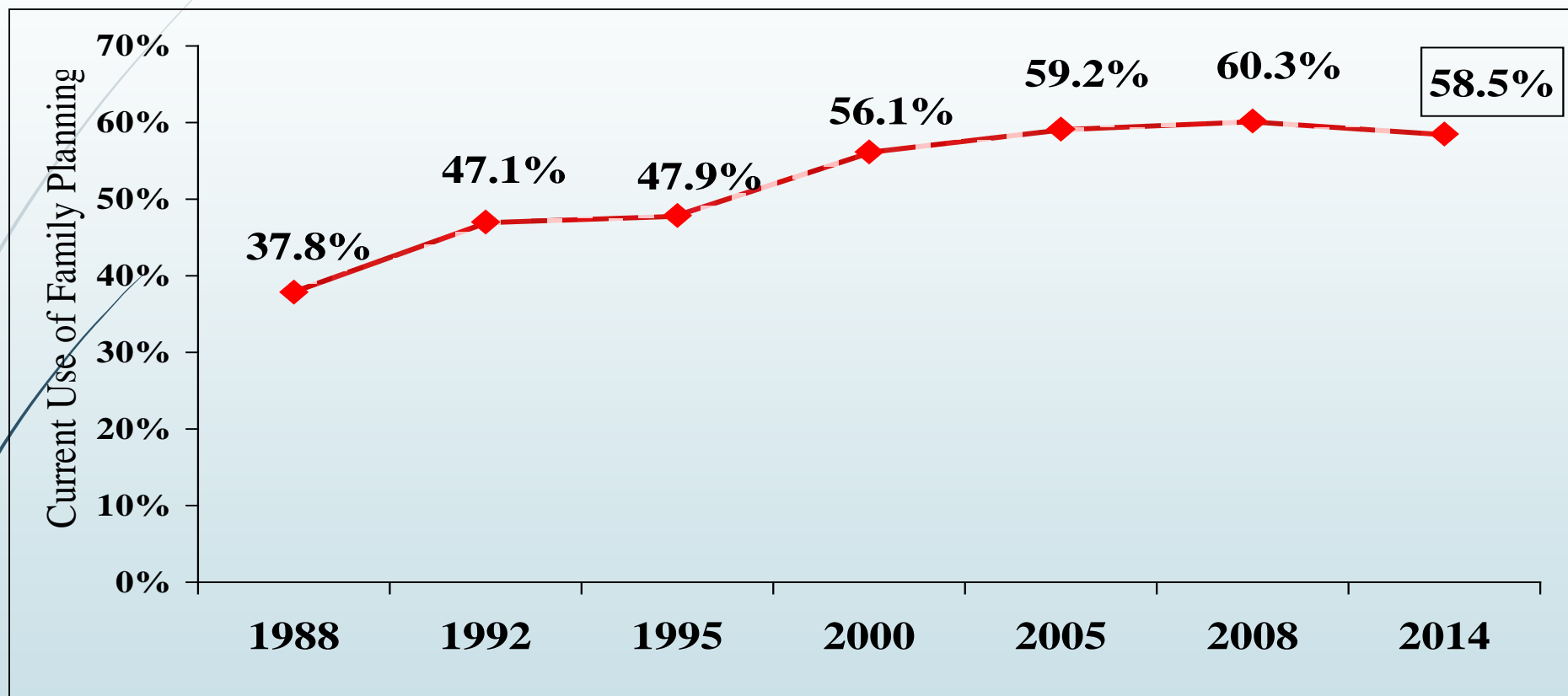
Source : CAPMAS, 2018

TOTAL FERTILITY RATES, EGYPT, (1980-2014)



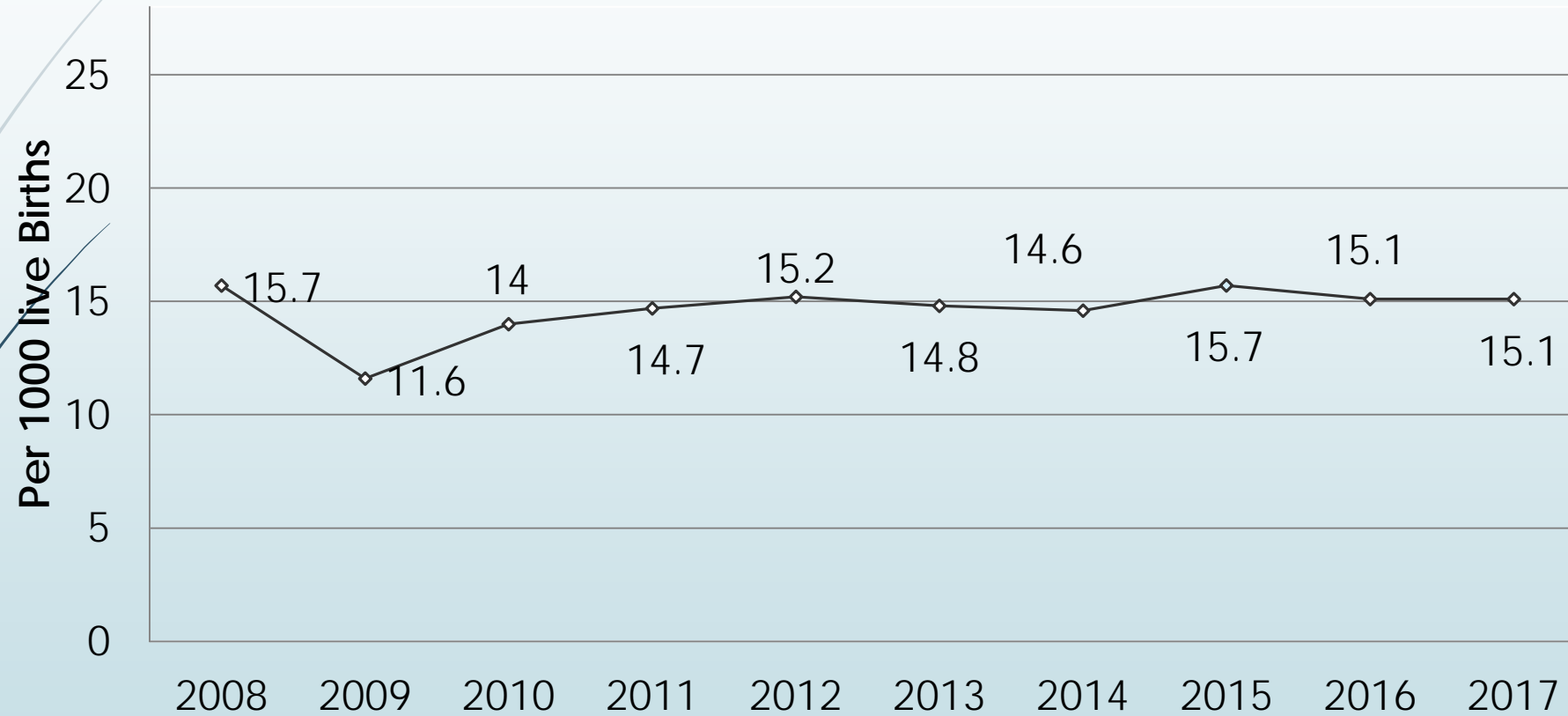
Source :DHS – Egypt 2014

Current Use of Family Planning (1988 – 2014)



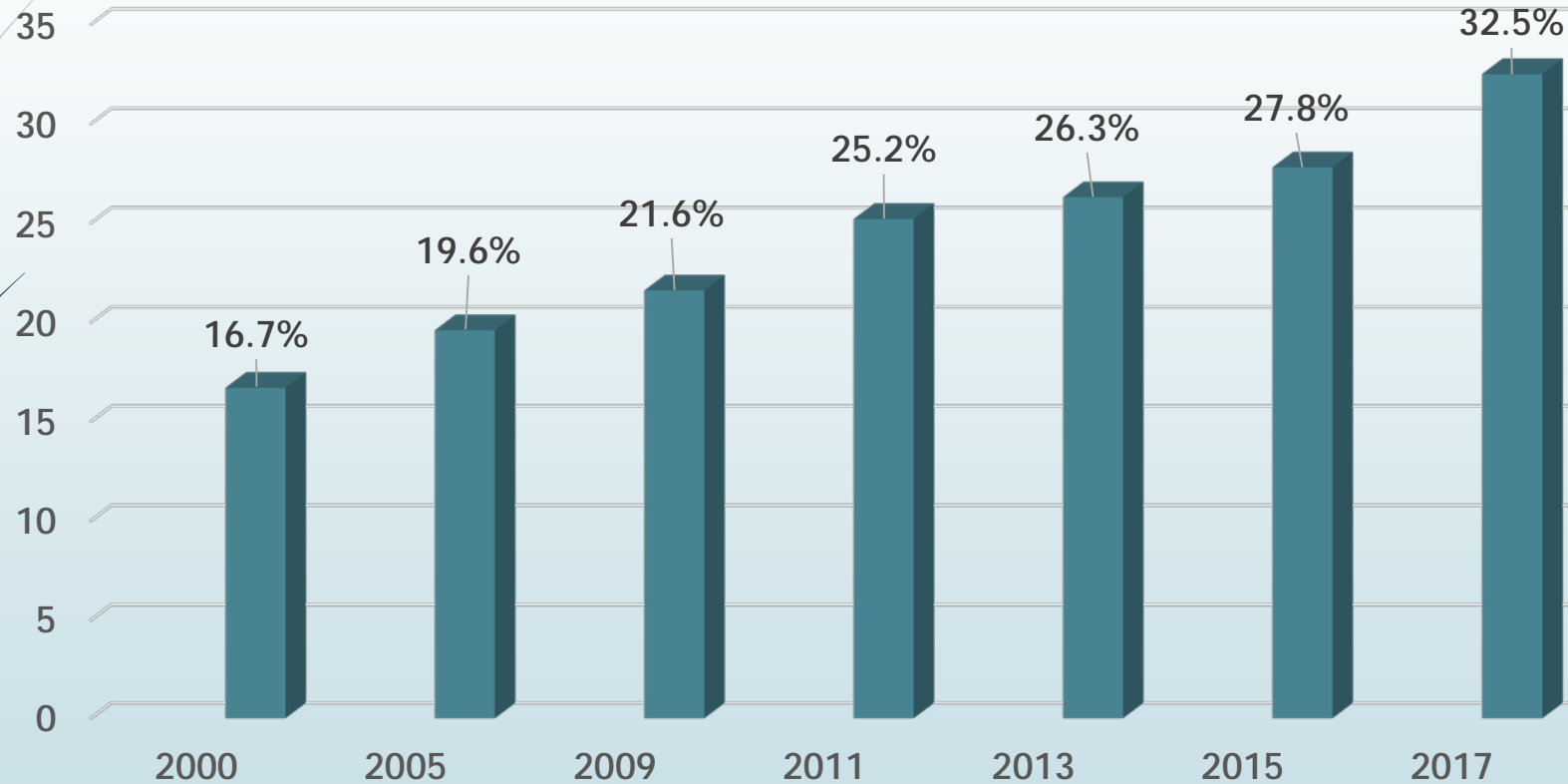
Source : DHS- Egypt 2014

Infant Mortality Rate Less than one year (2008-2017)



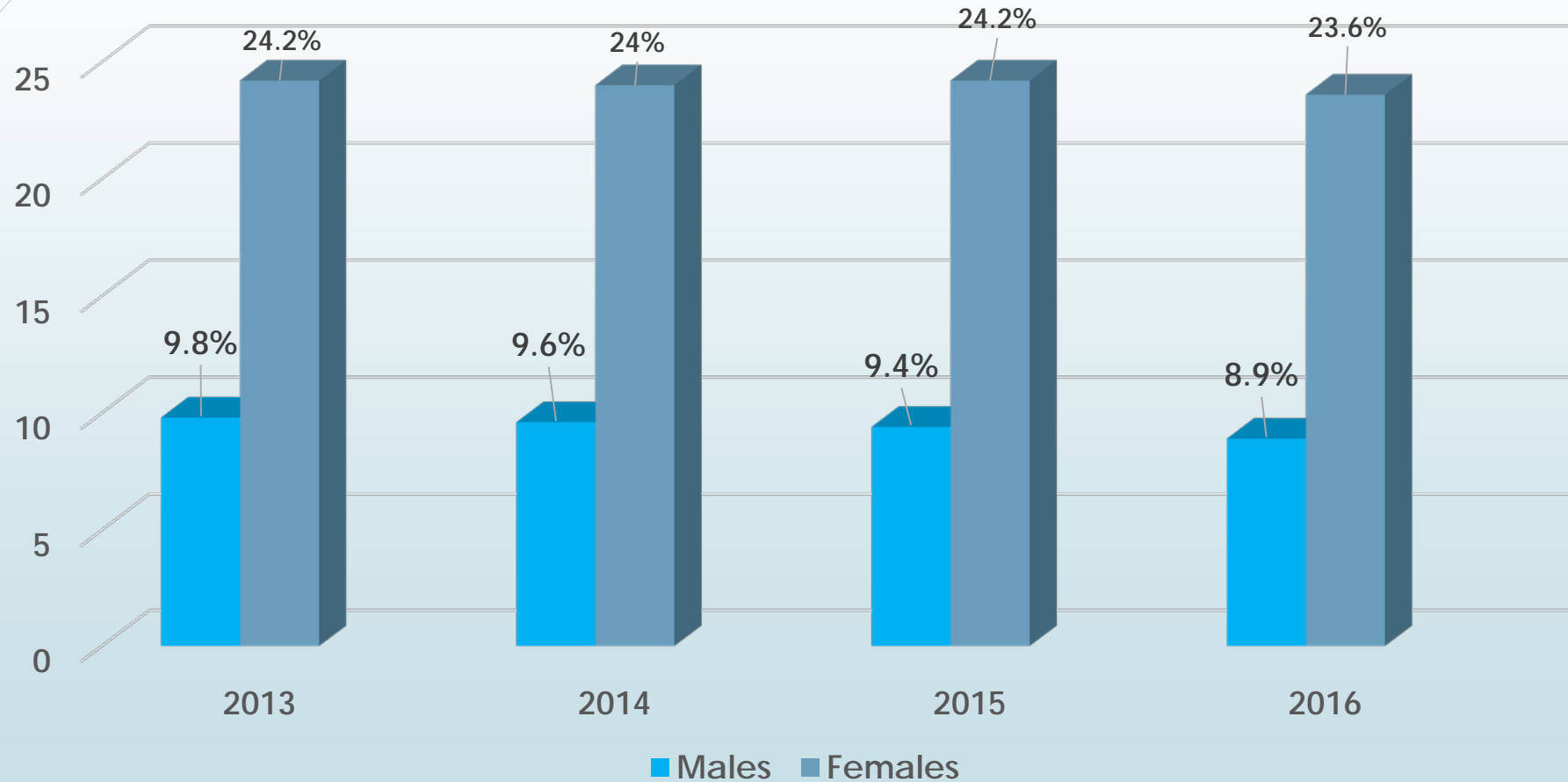
Source: CAPMAS, 2018

Poverty Rates (2000-2017)



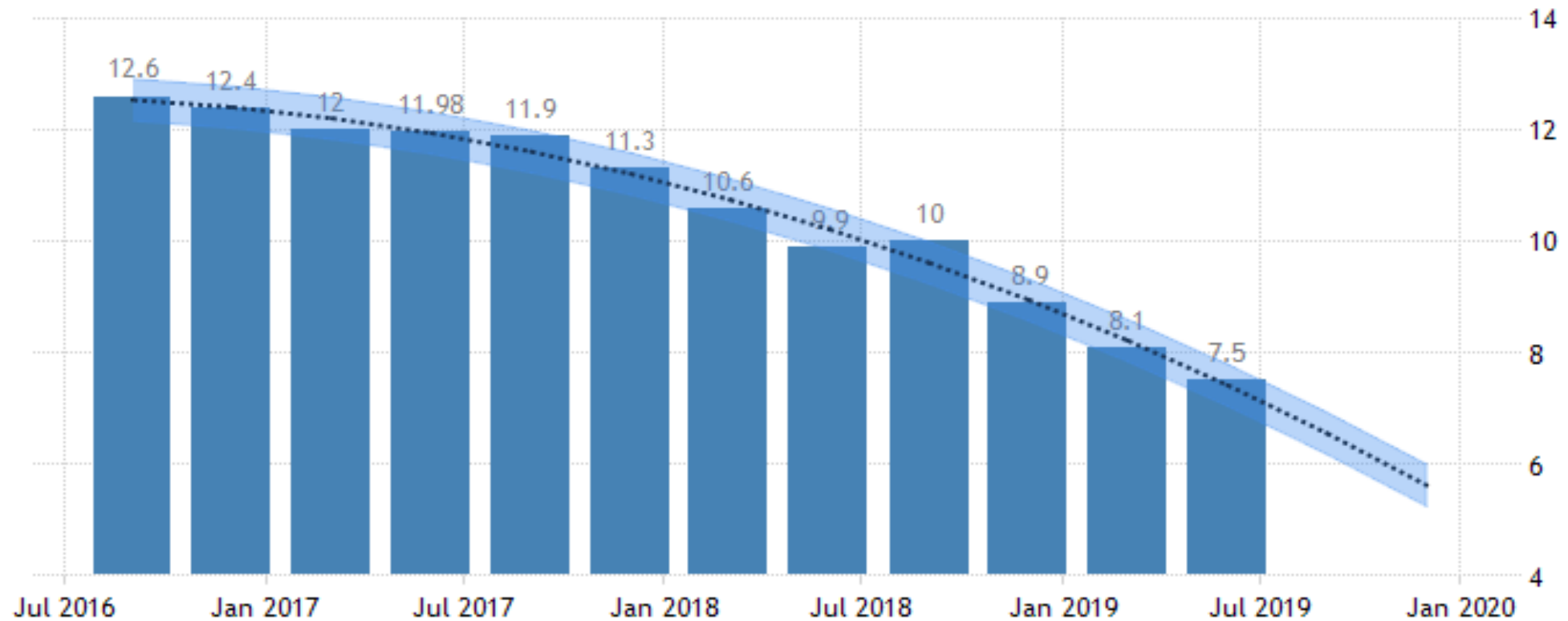
Source: CAPMAS, 2018

Unemployment Rates among Males & Females (15 years old and over) (2013-2016)



Source: Egypt in Figures ,2018

Unemployment Rates in Egypt (July 2016-July 2019)



SOURCE: TRADINGECONOMICS.COM | CAPMAS, EGYPT

Source: CAPMAS, 2018

5. Family Planning Program in Egypt.



5.1 Main Principles of Family Planning Program in Egypt

- The right of the family to determine the number of its children.
- The right of the family to access family planning and reproductive health services and information .
- The responsibility of the country to raise the awareness of the community members about the dangers of high birth rates and the risks of repeated and un-spaced pregnancies on health of the mother and child.

5.2. National Strategic Goals for Family Planning in Egypt

Strategic goals	Indicator	Source	2015	2020	2030
Reducing population growth rates	Population	CAPMAS 2018	90 million	94 million	110.9 million
	Total Fertility Rate	EDHS 2014	3.5	3.1	2.4
	Current use of Family Planning	EDHS 2014	58.5%	62.8%	71.6%
	Unmet needs	EDHS 2014	12.6%	10.6%	6%
Improve the characteristics of the Egyptian citizen	Infant mortality	EDHS 2014	22/1000	Reduced by 17%	Reduced by 50%
	Maternal mortality	MOHP 2018	49/100,000	Reduced by 20%	Reduced by 60%



5.3. The Main Axes of National Family Planning Program in Egypt

I. Expand the accessibility of family planning services through primary health care units (5400) and mobile clinics (583) especially for remote and under-served areas by:

- Implementing a non-traditional approach of provision of family planning services through convoys and awareness campaigns in remote and underserved areas.
- Opening new clinics to provide family planning services in university hospitals and NGOs and providing them with family planning commodities.
- Providing Post-Partum family planning & reproductive health services in public hospitals, educational institutes, health insurance, army and police hospitals.

5.3. The Main Axes of National Family Planning Program in Egypt

II. Application of quality standards of family planning services and upgrading service providers skills at different levels.

- Standardized training, in accordance with the WHO standards and the four cornerstones of effective contraceptive use

The image shows a '2016 WHO Medical Eligibility Criteria for Contraceptive Use: Quick Reference' table. It is a complex table with multiple columns and rows. The columns include 'CONDITION', 'COC', 'IUD', 'IUS', 'VAS', 'CONDOM', 'DIAPHRAGM', 'CERVICAL CAP', 'LACTATION', 'ABORTION', 'STERILIZATION', 'INJECTION', 'IMPLANT', 'PILL', 'PATCH', 'VAGINAL RING', 'DIAPHRAGM', 'CERVICAL CAP', 'LACTATION', 'ABORTION', 'STERILIZATION', 'INJECTION', 'IMPLANT', 'PILL', 'PATCH', 'VAGINAL RING'. The rows list various medical conditions. The table uses a color-coded system to indicate the eligibility of different contraceptive methods for each condition. A legend at the bottom explains the color coding: Green for 'Category 1: There are no restrictions for use', Yellow for 'Category 2: Generally safe, but some restrictions may apply', Orange for 'Category 3: Usually not recommended, but use may be justified in some circumstances', and Red for 'Category 4: The method should not be used'. The USAID logo is at the bottom left.

5.3. The Main Axes of National Family Planning Program in Egypt

II. Application of quality standards of family planning services and upgrading service providers skills at different levels.

- On-job training (OJT) to improve the efficiency of new service providers



5.3. The Main Axes of National Family Planning Program in Egypt

- II. Application of quality standards of family planning services and upgrading service providers skills at different levels.
 - Introduction of “Al Wessam Quality Award” for monitoring and evaluation of family planning clinics
- III. Contraceptives security: to Provide adequate standardized family planning commodities especially long acting ones to meet the community needs.






5.3. The Main Axes of National Family Planning Program in Egypt

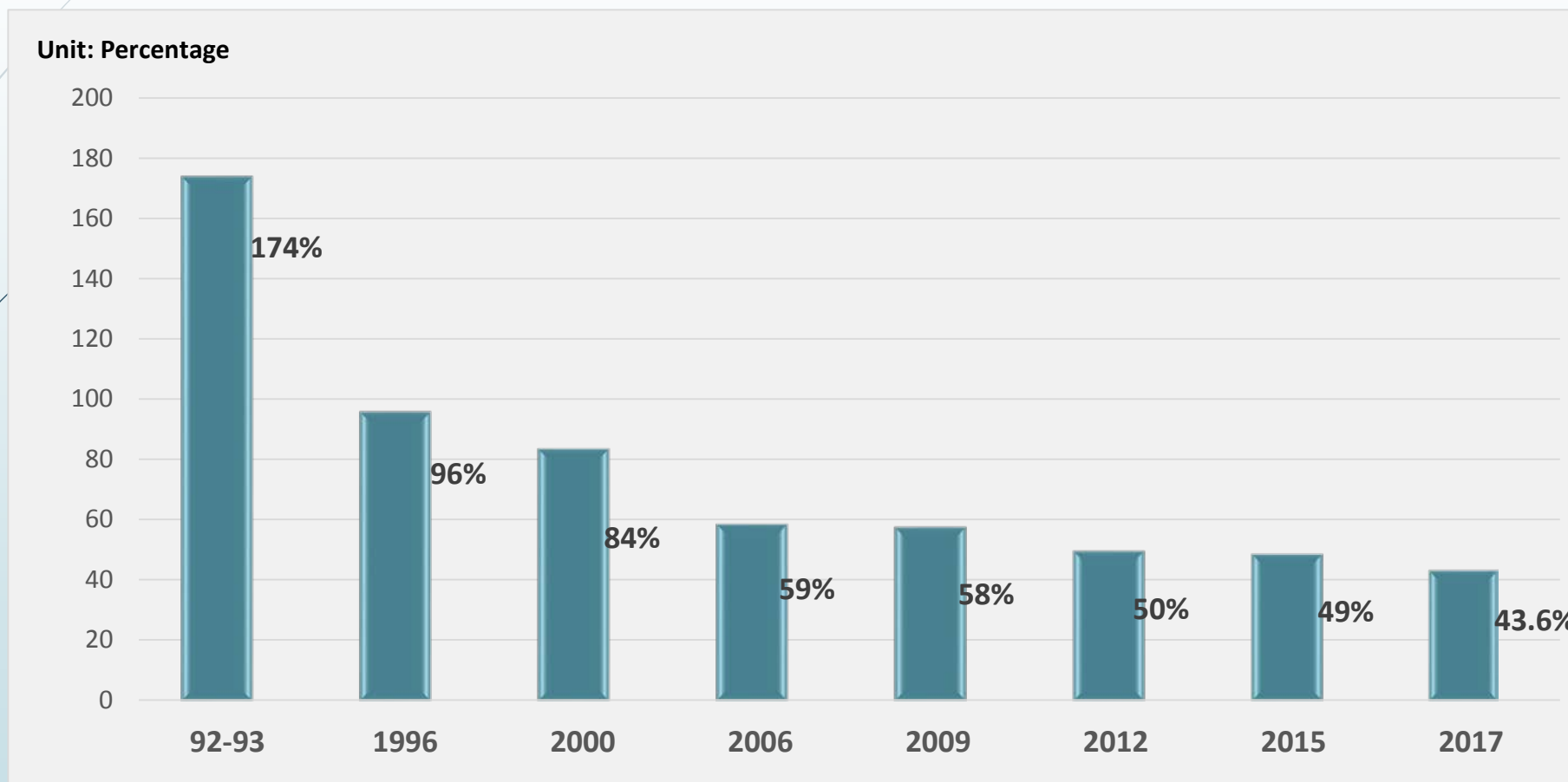
- IV. Social marketing through awareness seminars & activation of the role of community health workers (CHW) in community to increase health awareness & decrease FP discontinuation rate.
- V. Partnership with organizations supporting Family Planning, Population and Development Issues



6. Important Indicators for the 3 Transformative Results for 2030 Vision

- 
- End preventable maternal deaths.
 - End the unmet need for family planning.
 - End gender-based violence and all harmful practices, including female genital mutilation and child, early and forced marriage.

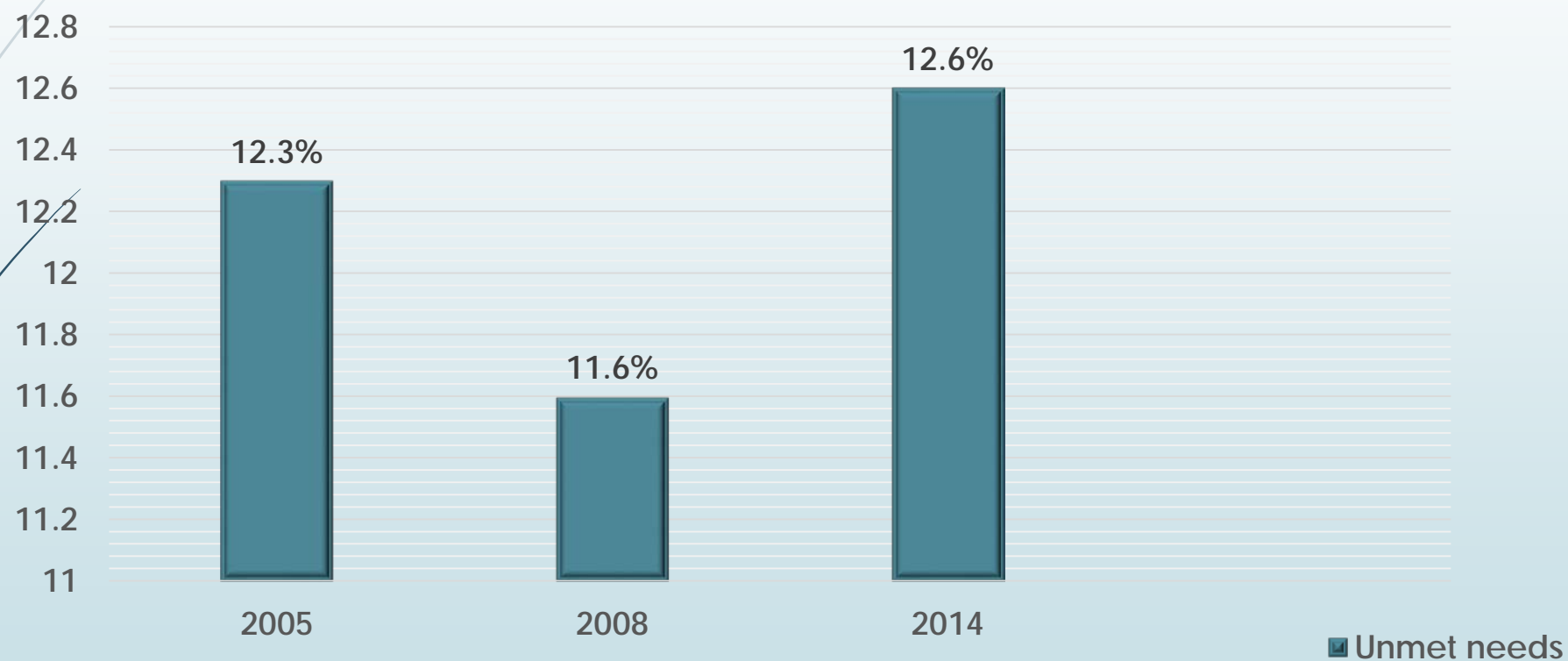
6.1. Maternal Mortality Rates (1992 – 2017)



Source: MOHP-Egypt

6.2. Unmet needs for family planning (2005-2014)

Unit: Percentage

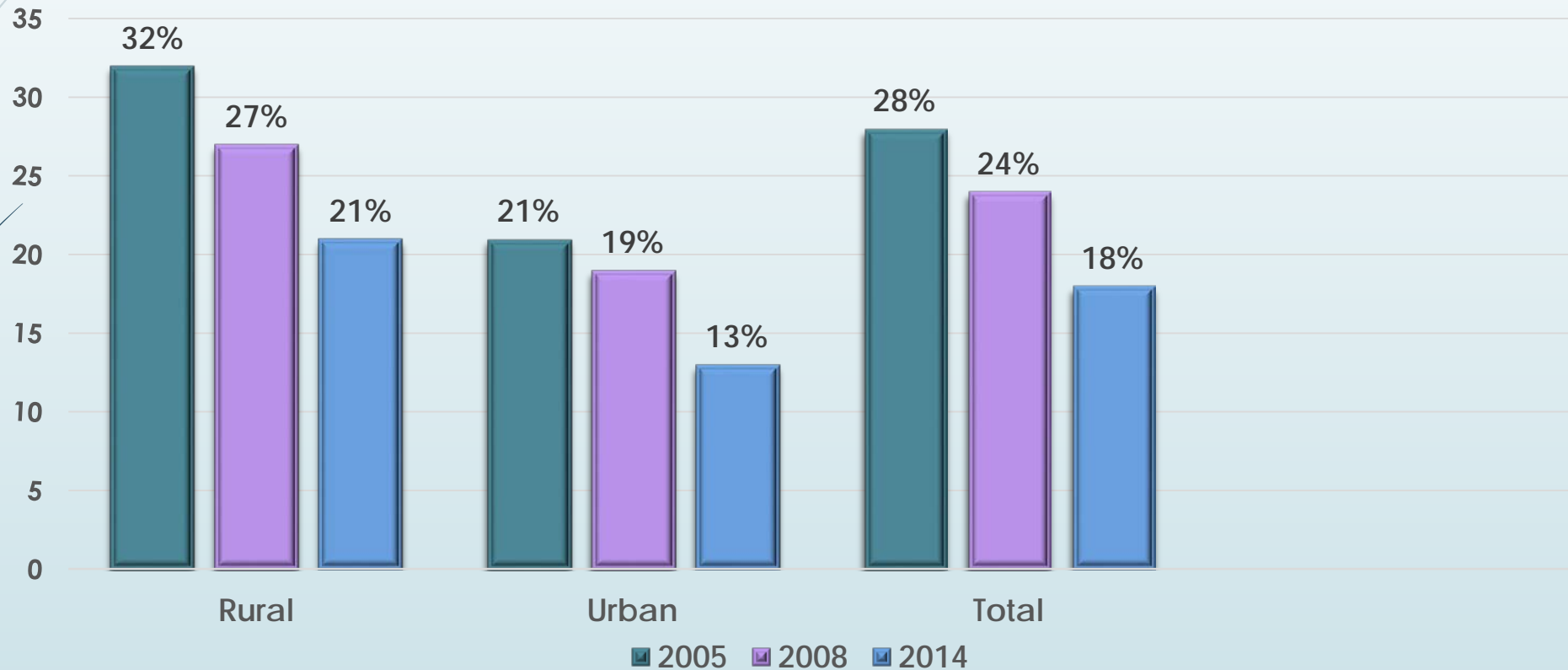


Source: EDHS - 2014

6.3. Gender Based Violence

6.3.1. Female Genital Mutilations (2005 – 2014)

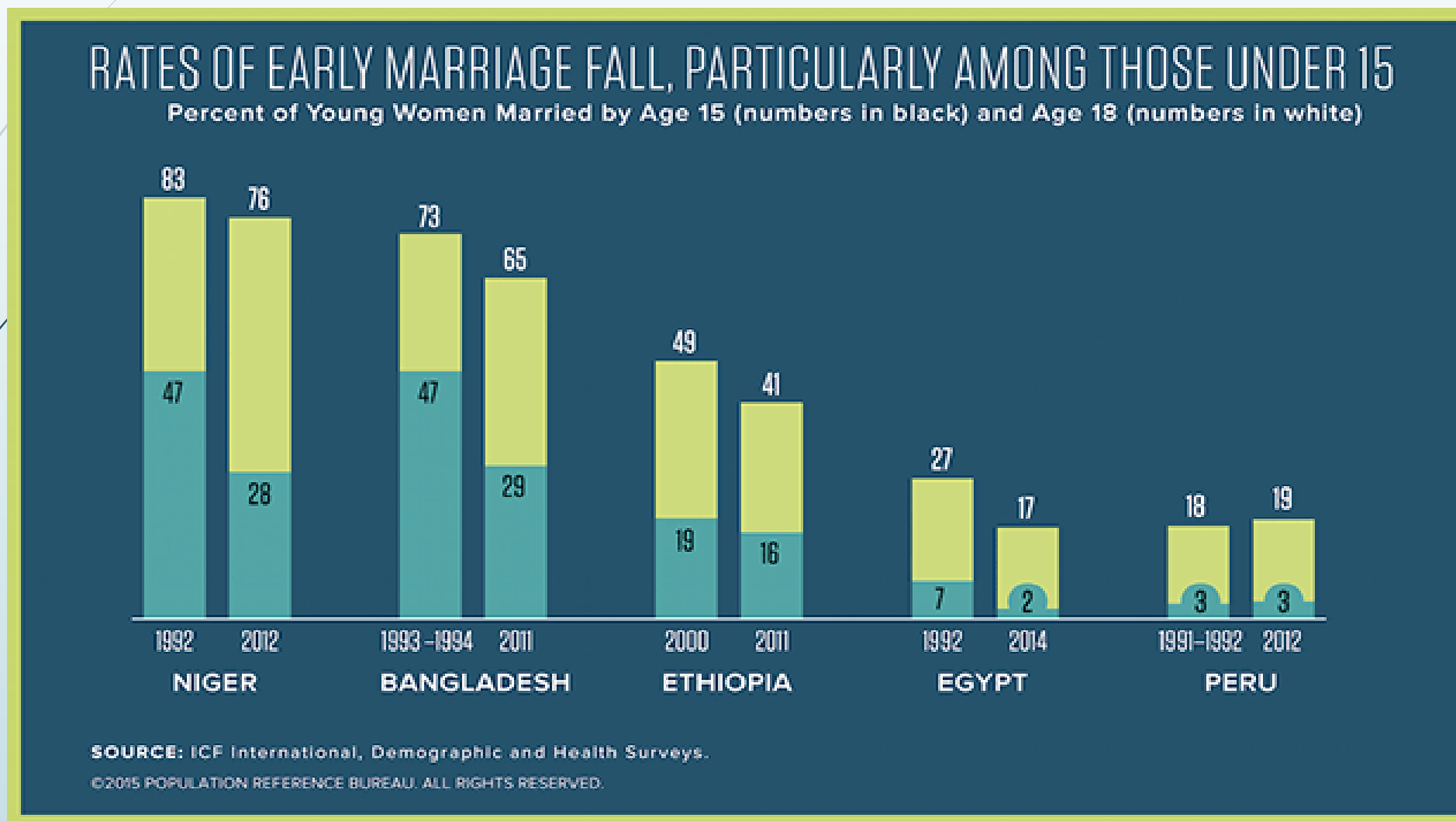
Unit: Percentage



Source: EDHS - 2014

6.3. Gender Based Violence

6.4.1. Early Marriage



*Thank
you*

